



HOLIDAY HOMEWORK

SHAH INTERNATIONAL SCHOOL

SESSION - 2026-27

CLASS - PREP




NAME : _____

ROLL NO. : _____

SECTION : _____


Learning is fun
when we explore
and enjoy!






Shah International School


Happy and Safe Holidays



Summertime is almost here
Let's give summer a big fat cheer!
Cool fruits and lemonade
A memory that will never fade.



Dear Parents



Summer is here in all its glory. It is the perfect time of the year to explore and learn new things. Let every moment of this vacation be a time to connect and enjoy beautiful moments with your child.

To make the vacation time more fun and fruitful, some activities have been creatively designed for our little ones. The multi sensory activities will stimulate their learning and memory, refine their motor skills, cognitive skills and language.

Few guidelines for parents:

- ★ Have meals together with your children. Teach them to be grateful to God and ask them not to waste their food.
- ★ Involve them in planning meals and help you in cooking. Let them make their own vegetable and fruit salads.
- ★ Keep a check on their screen time and engage them in activities that involves learning by doing.
- ★ Acknowledge your child's feelings, show them you understand them and reassure that you are there to help them whenever they have problems.

Positive reinforcement is the most powerful way of creating a strong emotional bond with your child.

- ★ Sensitize your child about the rich culture and heritage by watching different informative channels like The National Geographic, Animal Planet and movies like Baby's Day out, Ice Age, Jungle Book etc.
- ★ Submit holiday Homework in a hand made folder on 6th July 2026.



Warm Wishes

Let's Explore Nature and be a Friend of Earth!

ENVIRONMENTAL DAY

NATURE WALK & LEAF ART

Go with your Mumma and Papa! ❤️

WHAT TO COLLECT



WHAT WE WILL DO

- Take a short nature walk with your Mumma and Papa.
- Collect fallen leaves, twigs, and nor other flowers and other natural things.
- No plucking! We only collect any animad, birds, or insects uand your natural treasures!

WHY IT'S GREAT

- Connects us with nature.
- Builds creativity and imagination.
- No cost and lots of fun!

CREATE AMAZING ART ★



Leaf Butterfly




Leaf Fish



Leaf Bird



Leaf Turtle



Leaf Caterpillar



Leaf Ladybug

Small Steps Today, Big Change for Our Planet!

STEPS TO FOLLOW

- Go for a nature walk with Mumma and Papa.
- Go for a nature walk with Mumma and Papa.
- Collect fallen leaves, twigs, flowers and other natural things.
- Spread your collection on the table.
- Use them to create an animal, bird or insect on a sheet.
- Paste everything neatly and add eyes, legs or beak with a sketch pen.
- Give it a name and show your beautiful creation!

Take care of Nature today, for a better tomorrow! ❤️

SAVE TREES
SAVE WATER
SAVE EARTH

Share pictures on **5 June**

Best photos will be shared on social media ❤️

I LOVE YOU
PAPA

FATHER'S DAY

FRUIT SALAD CUP

NO-FIRE COOKING ACTIVITY

Make a healthy & yummy
Fruit Salad for your **Super Dad!**

FOR MY
PAPA

BEST
DAD
EVER

INGREDIENTS

- Apple
- Banana
- Grapes
- Mango (or any fruit)
- Honey or Cream



You can choose your
favourite fruits! 😊

MAKE IT SPECIAL

- ♥ Serve in a decorated cup.
- ♥ Add a small flag:
"I Love You Papa!"
- ♥ Give it with a big smile
and a hug! 😊

HAPPY
FATHER'S
DAY!

STEPS

1 Wash all the fruits
nicely.



2 Cut the fruits into
small pieces.



3 Put all the fruit pieces
in a bowl.



4 Add a little honey
or cream and mix
gently.



5 Serve in a cute cup
and it's ready!
Enjoy with your Papa!



NOTE FOR PARENTS:

Kindly help your child in cutting the fruits.
Let them participate and enjoy
preparing something special for Papa! ♥

BEST
DAD
EVER

Share pictures
on 20 June




Best photo will be
uploaded on social media

🌸 Yoga Day Fun Activity for Kids 🌸

🌟 Activity Title: “Little Yogis Time”

🎯 Objective: Help children stay healthy, calm, and happy through easy yoga poses.

 **Let's Do Yoga (on a Yoga Mat!)**
👉 Do all poses on a yoga mat for comfort and safety

-  **1. Tree Pose** – stand like a tree 
-  **2. Cat Pose** – stretch like a cat  
-  **3. Dog Pose** – bend like a dog 
-  **4. Butterfly Pose** – sit and flap legs 
-  **5. Cobra Pose** – lift chest like a snake 

🎵 Activity Idea:

🎵 Play soft music 🎵



Sit/do yoga in a circle

Count 1–10 in each pose



😊 Fun Add-On: “Smile & Breathe”

👉 Inhale (hands up) 👉 Exhale (hands down)



Why it's great:

Improves focus 

Keeps body strong 

Makes kids calm & happy 😊



Send pictures on 21 June

Best photo will be uploaded on social media



Paper Crumpling Time!






Let's create a beautiful
SUMMER SEASON

What You Need:

- Printed summer scene (or draw your own)
- Colourful paper (tissue/crepe/light paper)
- Glue
- Crayons / Sketch pens



How to Do It:

- 1 Tear the colourful paper into small pieces. 
- 2 Crumple each piece into small balls. 
- 3 Apply glue on one part of the picture. 
- 4 Stick the crumpled paper balls on the glued area.
- 5 Use different colours to complete the whole scene.

Tips:

- ★ Use bright colours to make your picture beautiful.
- ★ Press gently while sticking.
- ★ Let it dry properly.



What You Learn:



Colours
Recognition



Fine Motor
Skills



Creativity

♥ Have fun and enjoy your colourful summer scene! ♥





A fun way to talk about YOU!

ALL ABOUT ME!

Fun Spinner Craft



Let's share who we are!

MATERIALS NEEDED

- ♥ 2 Paper plates / Thick A4 sheets
- ♥ Crayons / Sketch pens
- ♥ Pencil & Eraser
- ♥ Scissors
- ♥ Split pin (paper fastener)
- ♥ Glue



STEPS TO MAKE

1 Make the face.

Draw and color a boy/girl face on top. Add hair, eyes and smile.



2 Prepare the circle.

Cut a big circle. Write "ALL ABOUT ME" on it. Decorate with stars, stickers, colors.




3 Create sections inside.

Divide the circle into 4-6 parts and write/draw about yourself.



4 Make a small window.

Cut a triangle/shape to show one answer at a time.



5 Attach with split pin.

Fix the top and bottom circles with a split pin so it can rotate.



WHAT I WILL LEARN

- ★ Helps me express myself
- ★ Improves speaking skills
- ★ Enhances creativity
- ★ Builds fine motor skills





PARENT'S NOTE

- ♥ Let your child draw and color independently.
- ♥ Encourage them to speak 2-3 lines about themselves.



Be creative, have fun and make it beautiful!



CREATION STATION

1. Leaf Wind Chime (Wall Hanging)



MATERIALS:

Dry leaves, sticks, thread.



STEPS:

1. Tie stick at the top.
2. Hang leaves and beads.
3. Decorate.



2. Simple Bird Feeder (BEST CHOICE!)



MATERIALS:

Plastic bottle / paper cup, seeds, string.



STEPS:

1. Make small holes.
2. Hang on tree.



3. Paper Plate Rainbow Hanging



MATERIALS:

Paper plate, colors, ribbons.



STEPS:

1. Color plate like rainbow.
2. Attach hanging ribbons.



4. Button & Jar Aquarium (Mason Jar Craft)



MATERIALS:

Empty mason jar, blue food coloring, buttons, thread.



MASCOT:

1. Mix blue water in jar.
2. Thread colorful buttons as 'fish'.
3. Hang 'fish' inside and secure.



5. Sock & Seed Grass Head



MATERIALS:

Old sock, soil, grass seeds, wiggle eyes.



STEPS:

1. Put seeds ad sok.
2. Tie it and add wiggle eyes.
3. Water and place to nlight.



DO ANY THREE OF YOUR CHOICE

OUR HAPPY FAMILY TREE

MY JOYFUL FAMILY ADVENTURE

PATERNAL

GRANDPARENTS


MATERNAL

GRANDPARENTS

PARENT

PARENT

CHILDREN





SHAH INTERNATIONAL SCHOOL

CLASS:- Prep

SUBJECT:- Maths

Q. Write the missing number.

1			31	
2		22		42
	13		33	43
4	14	24	34	
5		25		45
	16		36	
7		27		47
	18		38	48
9		29		
	20		40	

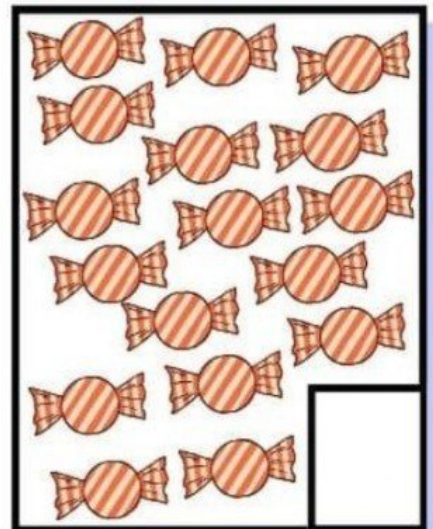
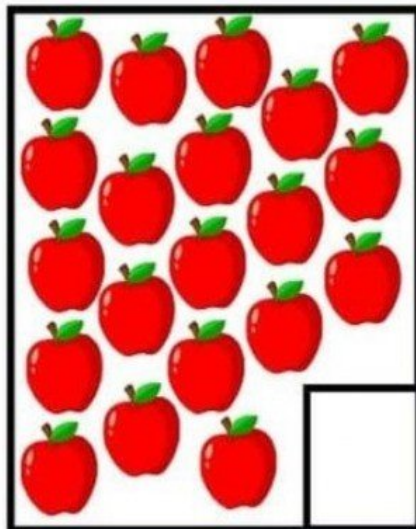








SHAH INTERNATIONAL SCHOOL

CLASS:- Prep

SUBJECT:- Maths

Q. Count the objects and write the number.





SHAH INTERNATIONAL SCHOOL
SUBJECT:- MATHS
CLASS - PREP

NAME _____

DATE _____

Q. What comes after, before and in between.

BEFORE

_____ 7

_____ 12

_____ 3

_____ 1

_____ 15

_____ 9

_____ 8

_____ 17

BETWEEN

2 _____ 4

6 _____ 8

7 _____ 9

10 _____ 12

12 _____ 14

15 _____ 17

11 _____ 13

8 _____ 10

AFTER

9 _____

5 _____

11 _____

12 _____

3 _____

1 _____

8 _____

15 _____



SHAH INTERNATIONAL SCHOOL

CLASS:- Prep

SUBJECT:- English

Q. Read the words and circle the one that matches with the picture.



fat
cat
mat



fat
rat
pat



hat
rat
fat



bat
sat
hat



mat
sat
cat



rat
bat
mat




SHAH INTERNATIONAL SCHOOL
CLASS:- Prep
SUBJECT:- English

Q. Read the words and circle the one that matches with the picture.



fan
pan
man



pan
ran
can




fan
ran
tan



man
van
ran



tan
can
pan



man
mat
sat

Two Letter Words

am

do

it

to

an

go

me

or

as

he

my

so

at

is

no

up

be

in

of

us

by

if

on

we

Words:



bat



hat



rat



fat



sat



vat



cat



mat



Nat

Sight Words:

The is in on it he

Sentences:

1. The rat is fat.
2. Bat in the hat.
3. The hat has a rat.
4. The cat on the mat.
5. It has a vat.
6. The cat is fat.
7. It sat on mat.
8. He has a nat.



SHAH INTERNATIONAL SCHOOL

CLASS:- Prep

SUBJECT:- Hindi

क

.

.



ख

.

.



ग

.


.



घ

.

.



च

.

.



छ

.

.





SHAH INTERNATIONAL SCHOOL

CLASS:- Prep

SUBJECT:- Hindi



Blank handwriting practice box with three horizontal lines (top, middle dashed, bottom).



Blank handwriting practice box with three horizontal lines (top, middle dashed, bottom).



Blank handwriting practice box with three horizontal lines (top, middle dashed, bottom).



Blank handwriting practice box with three horizontal lines (top, middle dashed, bottom).



Blank handwriting practice box with three horizontal lines (top, middle dashed, bottom).



Blank handwriting practice box with three horizontal lines (top, middle dashed, bottom).



Blank handwriting practice box with three horizontal lines (top, middle dashed, bottom).



Blank handwriting practice box with three horizontal lines (top, middle dashed, bottom).



Blank handwriting practice box with three horizontal lines (top, middle dashed, bottom).



Blank handwriting practice box with three horizontal lines (top, middle dashed, bottom).



Blank handwriting practice box with three horizontal lines (top, middle dashed, bottom).




Blank handwriting practice box with three horizontal lines (top, middle dashed, bottom).



Blank handwriting practice box with three horizontal lines (top, middle dashed, bottom).

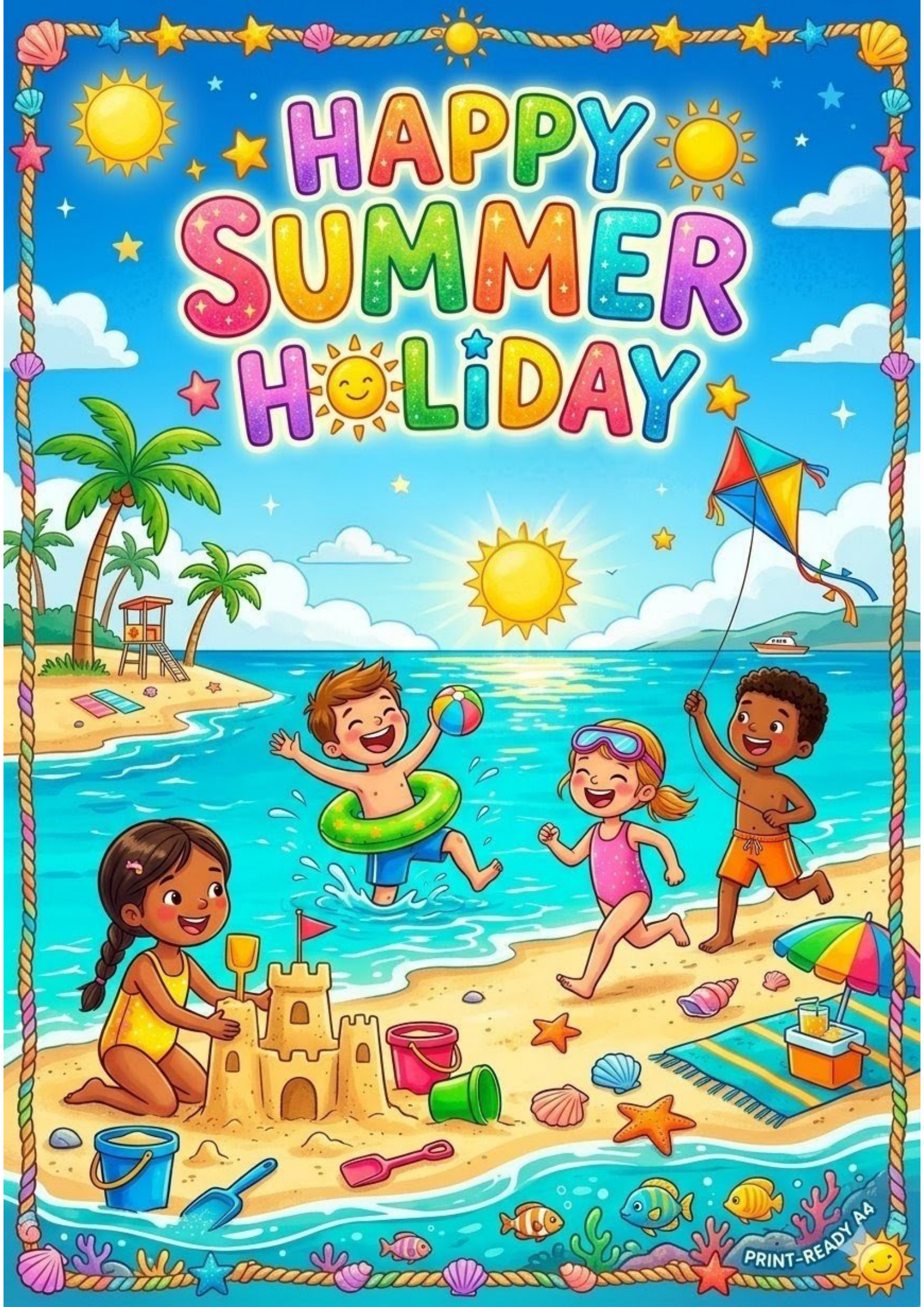


Blank handwriting practice box with three horizontal lines (top, middle dashed, bottom).



Blank handwriting practice box with three horizontal lines (top, middle dashed, bottom).

HAPPY SUMMER HOLIDAY



PRINT-READY A4